

II INTERNATIONAL SCIENTIFIC AND PRACTICAL CONFERENCE

YOUTH SCIENCE FOR PEACE AND DEVELOPMENT

DEDICATED TO WORLD SCIENCE DAY



NOVEMBER 8-10, 2023 – CHERNIVTSI, UKRAINE

Instructions for submitting papers to the 2nd International Scientific and Practical Conference "Youth Science for Peace and Development"

Dear participants of the conference!

Submission and review of papers prepared for participation in the 2nd International Scientific and Practical Conference "Youth Science for Peace and Development" is carried out through the Open Conference Systems. The system gives authors full control over their papers. You can upload papers, change previously submitted information, receive reviews, and more.

1. Registration in the Open Conference Systems

To use the Open Conference Systems, you need to complete a short registration and create an account. *If you are already registered in this system, please log in (Fig. 1, A – point 1) using the link below and proceed to section 2 of this manual.*

STEP 1: Open the link <https://cutt.ly/twgFQSJc>. You will see the page for logging into the conference system (Fig. 1, A). To create your own account, select "ACCOUNT" (Fig. 1, A – point 2).

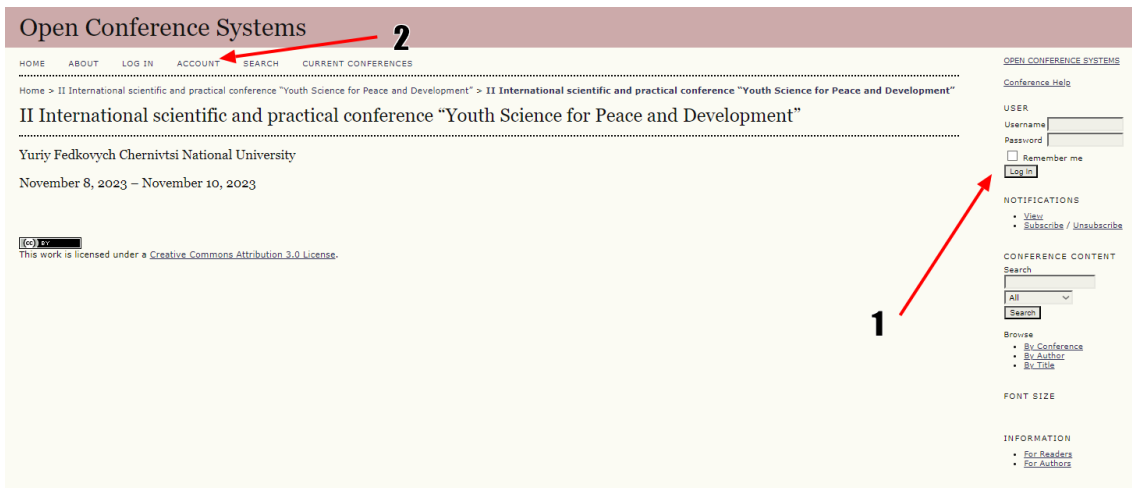


Fig. 1, A

STEP 2. Enter your information (Fig. 1, B) in **English**, be sure to fill in all fields marked with *. Provide only true information, as entering incorrect information may cause difficulties in using the system. Be sure to **tick all the boxes marked in red** (Fig. 1, B), otherwise, the paper submission will not be possible. After that, click "**Create**".

Fig. 1, B

2. Uploading papers to the Open Conference Systems

STEP 1. After creating an account, you will be automatically redirected (if not, go to <https://cutt.ly/twgFQSJc> and log in to the created account) to the conference page, which is shown in Fig. 2, A.

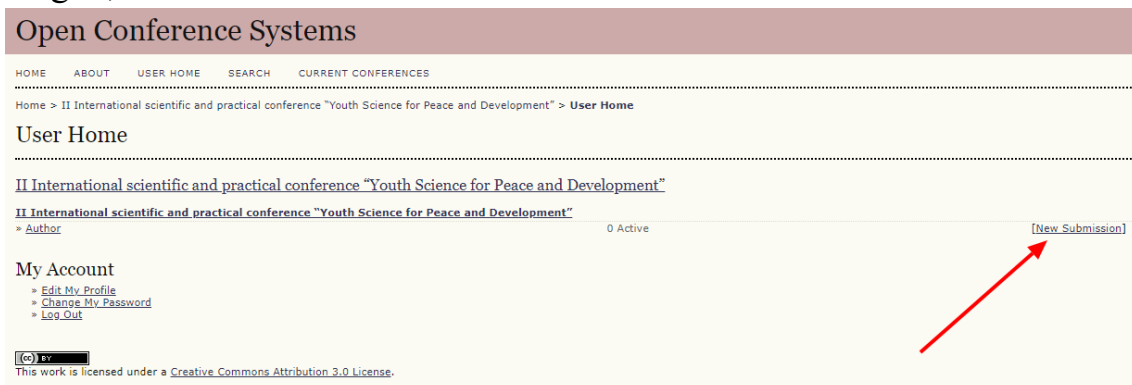


Fig. 2, A

STEP 2. On the conference page, submit your paper by selecting "New Submission" (Fig. 2, A).

STEP 3. Select from the list one scientific area of the conference to which the paper will be submitted (Fig. 2, B – **point 1**). Be sure to tick the "ticks" (the submitted paper must meet these requirements) in all the fields of points **2** and **3** (Fig. 2, B), without this, the submission of paper will be impossible. After that, go further by clicking "Save and continue" (Fig. 2, B – **point 4**).

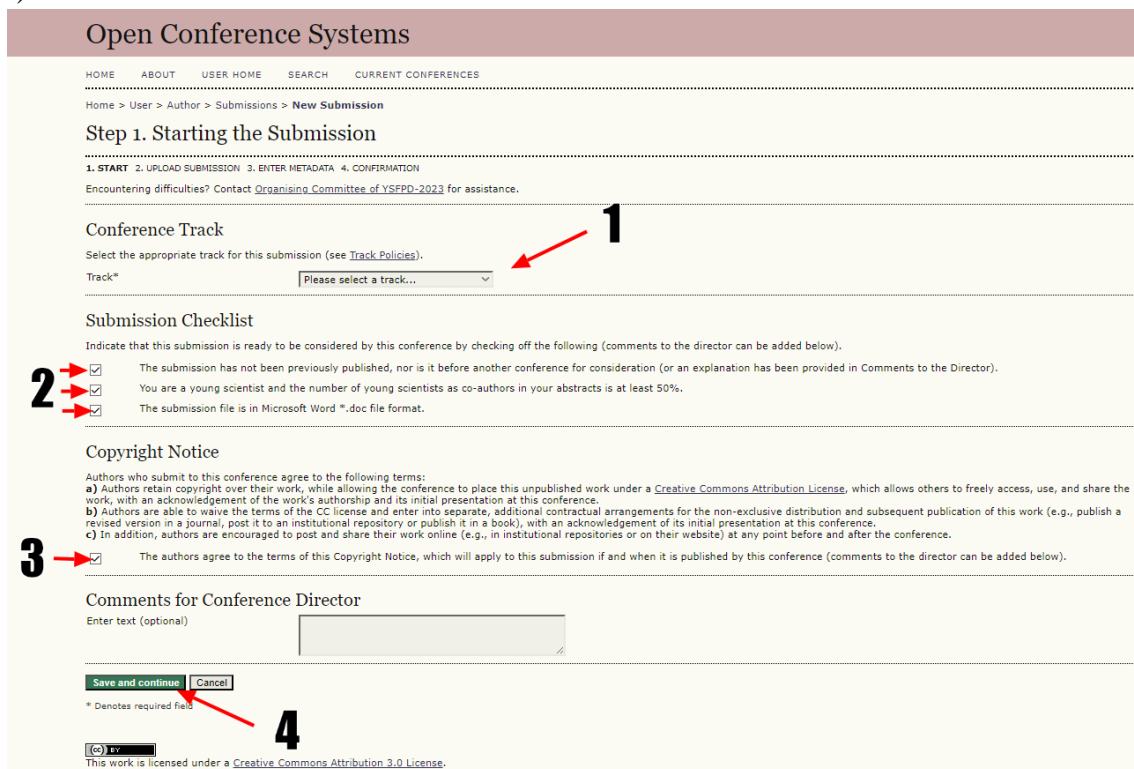


Fig. 2, B

STEP 4. Upload your paper in the template (<https://cutt.ly/5wgGydAq>) in WORD *.doc format (do not upload *.docx format) following points 1-3 shown in Fig. 2, C. Click "Select

file", after selecting the file, be sure to click "Upload", which will allow you to upload the paper to the conference server. Then click "Save and continue".

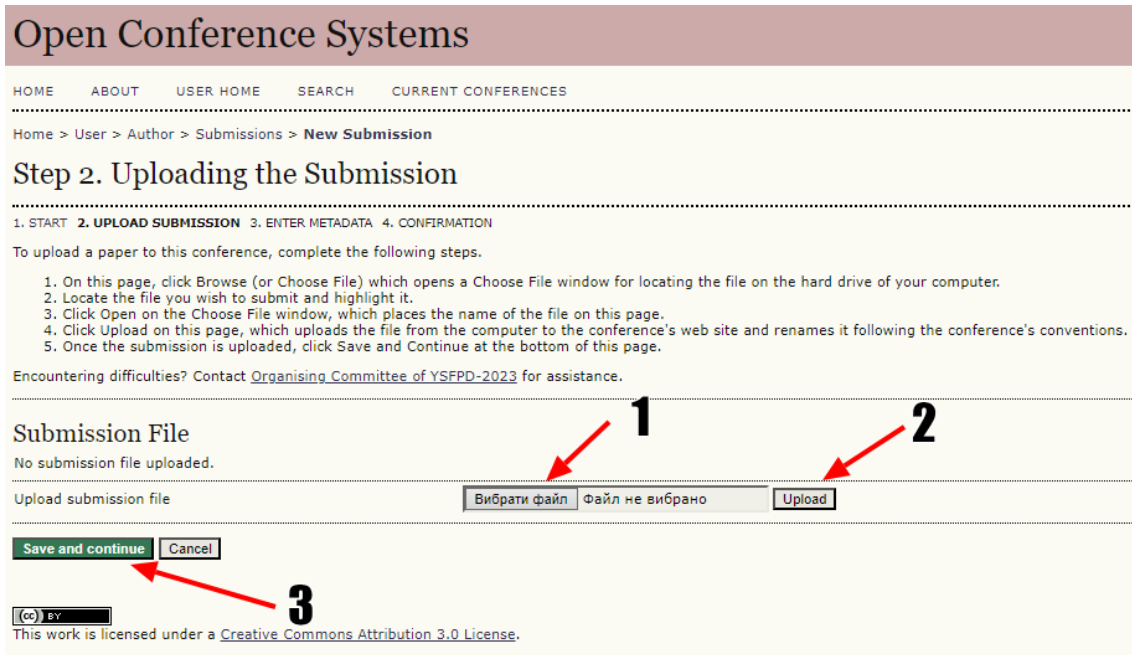


Fig. 2, C

STEP 5. Fill in the form of information about the authors in **Ukrainian or English** (Fig. 2, D). Information is provided about **all authors**. If there is more than one author, use the "Add author" function (Fig. 2, D – **point 1**). Enter the required information: first name, last name, email, affiliation and country. If there is more than one author, only the author who submits the paper should tick the box "Principal contact for editorial correspondence".

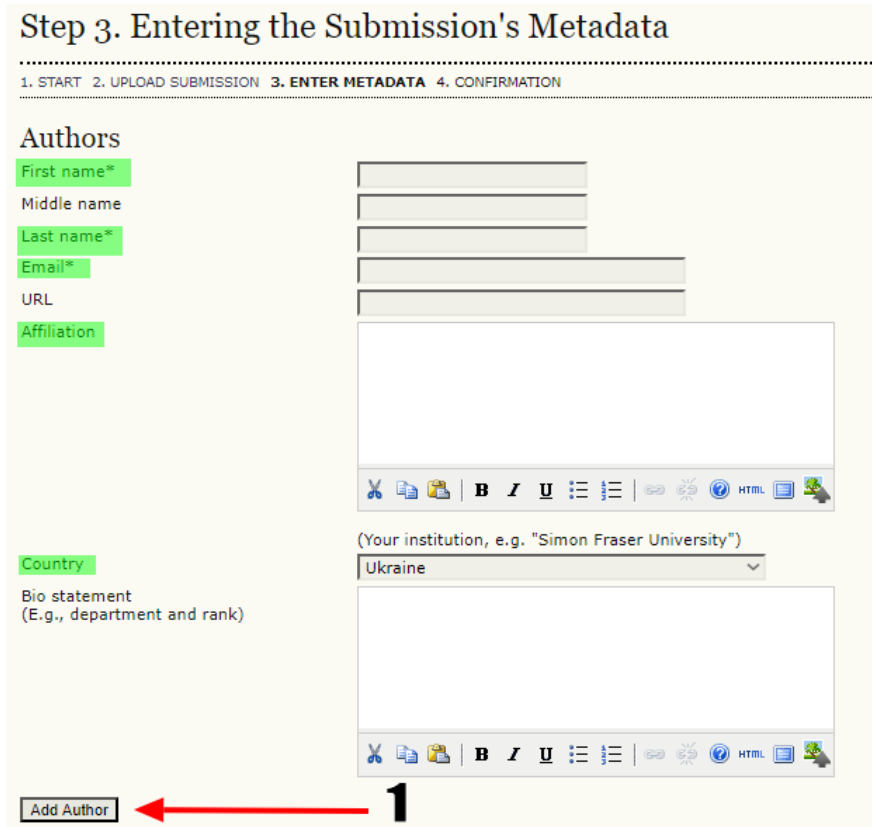


Fig. 2, D

STEP 6. Copy and paste the title of your paper and keywords into the windows provided (Fig. 2, E). The minimum number of keywords is **3**, and the maximum is **5**, entered in a line separated by ";" sign. If the keywords are in **English**, use the code "en" in **point 1**, in the case of **Ukrainian**, use the code "uk". After that, click "**Save and continue**".

Title
Title*

Indexing
Provide terms for indexing the submission; separate terms with a semi-colon (term1; term2; term3).
Keywords

Language **1**
English=en; French=fr; Spanish=es. [Additional codes](#).

Supporting Agencies
Identify agencies that provided funding or support for the work presented in this submission.
Agencies

2

* Denotes required field

Fig. 2, E

STEP 6. Click "**Finish Submission**" (Fig. 2, F), after which you will receive a letter confirming the submission of the abstract to the email address (check "spam") specified during registration (Fig. 2, G).

Open Conference Systems

HOME ABOUT USER HOME SEARCH CURRENT CONFERENCES

Home > User > Author > Submissions > **New Submission**

Step 5. Confirming the Submission

1. START 2. UPLOAD SUBMISSION 3. ENTER METADATA **4. CONFIRMATION**

To submit your manuscript to II International scientific and practical conference "Youth Science for Peace and Development" click Finish Submission. The submission's principal contact will receive an acknowledgement by email and will be able to view the submission's progress through the editorial process by logging in to the conference web site. Thank you for your interest in publishing with II International scientific and practical conference "Youth Science for Peace and Development".

File Summary

ID	ORIGINAL FILE NAME	TYPE	FILE SIZE	DATE UPLOADED
17	4-S-1-RV.DOCX	Submission File	11KB	08-20

This work is licensed under a [Creative Commons Attribution 3.0 License](#).

Fig. 2, F

[ysfpd2023] Submission Acknowledgement



Organising Committee of YSFPD-2023 з домену skm201.hostsila.org

кому мені ▾

Thank you for your submission, "██████████" to II International scientific and practical conference "Youth Science for Peace and Development". With the online conference management system that we are using, you will be able to track its progress through the editorial process by logging in to the conference web site:

Submission URL:

<http://ysfpd.cv.ua/ocs/index.php/ysfpd/ysfpd2023/author/submission/>

Username: ██████████

If you have any questions, please contact me. Thank you for considering this conference as a venue for your work.

Organising Committee of YSFPD-2023

II International scientific and practical conference "Youth Science for Peace and Development"

E-mail: cys-conference@chnu.edu.ua

Tel: +380 (66) 977 73 04

Fig. 2, G